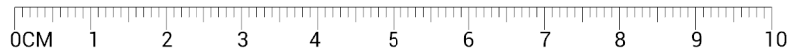


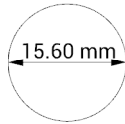
ΣLLIUS

GUIDA ALLE MISURE ANELLI

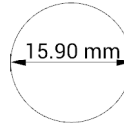
Per trovare la misura perfetta dell'anello Ellius stampare la pagina corrente in formato A4 senza adattamenti. Per controllarne l'accuratezza di stampa, la misura del righello deve corrispondere esattamente a 10 cm. Posizionare poi l'anello su uno dei cerchi della scheda di misurazione e osservare la taglia corrispondente. Se l'anello si adatta a due misure si consiglia di scegliere quella più grande.



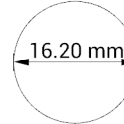
IT 8
FR 48
DE 48
ES 8
UK 11/2



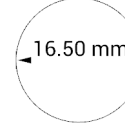
IT 9
FR 49
DE 49
ES 9
UK I



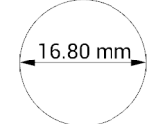
IT 10
FR 50
DE 50
ES 10
UK J



IT 11
FR 51
DE 51
ES 11
UK K1/2



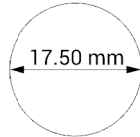
IT 12
FR 52
DE 52
ES 12
UK L



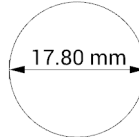
IT 13
FR 53
DE 53
ES 13
UK L1/2



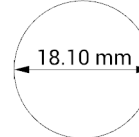
IT 14
FR 54
DE 54
ES 14
UK N



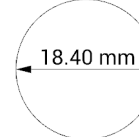
IT 15
FR 55
DE 55
ES 15
UK O



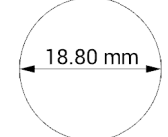
IT 16
FR 56
DE 56
ES 16
UK O1/2



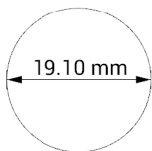
IT 17
FR 57
DE 57
ES 17
UK P1/2



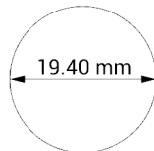
IT 18
FR 58
DE 58
ES 18
UK G1/2



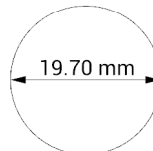
IT 19
FR 59
DE 59
ES 19
UK R



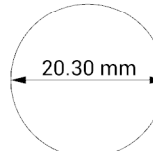
IT 20
FR 60
DE 60
ES 20
UK R1/2



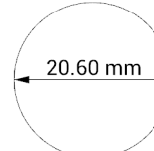
IT 21
FR 61
DE 61
ES 21
UK T



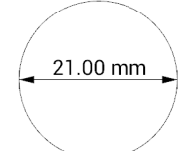
IT 22
FR 62
DE 62
ES 22
UK T1/2



IT 23
FR 63
DE 63
ES 23
UK V



IT 24
FR 64
DE 64
ES 24
UK V1/2

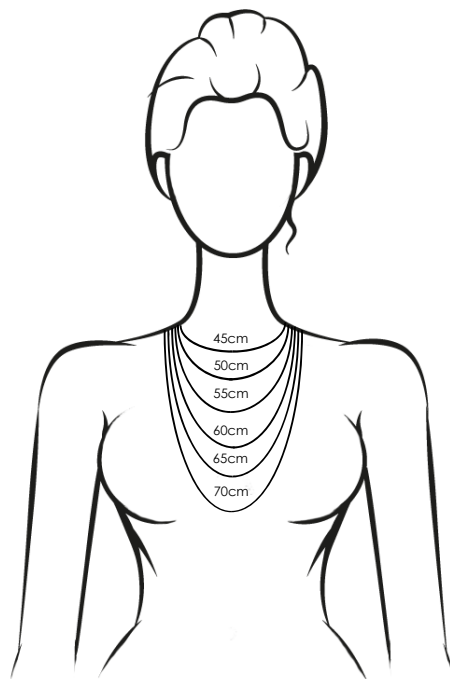


IT 25
FR 65
DE 65
ES 25
UK W

GUIDA ALLE MISURE

COLLANE

Per trovare la misura perfetta della collana Elliis osservare questa immagine descrittiva che aiuta a capire la vestibilità delle diverse lunghezze.



DONNA	45/50/55/60/70 cm
UOMO	60/65/70 cm

BRACCIALI

Per trovare la misura perfetta del bracciale Elliis utilizzare un metro da sarta, avvolgerlo intorno al polso per misurare la grandezza e osservare nella seguente tabella la taglia corrispondente.

DONNA	Standard S/M 17 - 18.5 cm
UOMO	Standard M/L 20 - 21.5 cm