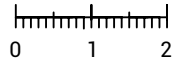



GUIDE TO MEASURES

RINGS


To find the perfect size of the Ellius ring, print the current page in A4 format without adjustments. To check the print accuracy, the ruler measurement must be exactly 2 cm.



Choose a ring that fits well on the finger and place it on one of the circles of the measurement card to determine the corresponding size. If the ring fits in two sizes, it is advisable to choose the larger one. After placing the ring on the corresponding circle three circumstances can occur:




YOUR RING




MEASUREMENT CIRCLE

OPTION N.1




CHOOSE A SMALLEST
MEASURE

OPTION N.2



CHOOSE A BIGGER
MEASURE

OPTION N.3



THE MEASURE
IS PERFECT

ΣLLUS

Ellius Jewelry



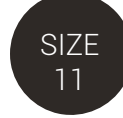
D=15,29 mm
C= 48 mm
ITALY 8
EUROPE 48
USA/UK 4 1/2



D=15,61 mm
C= 49 mm
ITALY 9
EUROPE 49
USA/UK 4 3/4



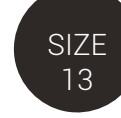
D=15,92 mm
C= 50,2 mm
ITALY 10
EUROPE 50
USA/UK 5 1/4



D=16,24 mm
C= 50,9 mm
ITALY 11
EUROPE 51
USA/UK 5 3/4



D=16,56 mm
C= 51,8 mm
ITALY 12
EUROPE 52
USA/UK 6



D=16,88 mm
C= 52,8 mm
ITALY 13
EUROPE 53
USA/UK 6 1/4



D=17,20 mm
C= 54 mm
ITALY 14
EUROPE 54
USA/UK 6 3/4



D= 17,52 mm
C= 54,6 mm
ITALY 15
EUROPE 55
USA/UK 7 1/4



D= 17,83 mm
C= 55,9 mm
ITALY 16
EUROPE 56
USA/UK 7 1/2



D=18,15 mm
C= 56,8 mm
ITALY 17
EUROPE 57
USA/UK 8



D= 18,47 mm
C= 58,10 mm
ITALY 18
EUROPE 58
USA/UK 8 1/4



D= 18,79 mm
C= 59 mm
ITALY 19
EUROPE 59
USA/UK 8 3/4



D= 19,11 mm
C= 60,3 mm
ITALY 20
EUROPE 60
USA/UK 9



D= 19,43 mm
C= 61,2 mm
ITALY 21
EUROPE 61
USA/UK 9 1/2



D= 19,75 mm
C= 62,2 mm
ITALY 22
EUROPE 62
USA/UK 10



D= 20,06 mm
C= 62,8 mm
ITALY 23
EUROPE 63
USA/UK 10 1/4



D= 20,38 mm
C= 64,10 mm
ITALY 24
EUROPE 64
USA/UK 10 3/4



D= 20,70 mm
C= 64,7 mm
ITALY 25
EUROPE 65
USA/UK 11



D= 21,02 mm
C= 65,9 mm
ITALY 26
EUROPE 66
USA/UK 11 1/2



D= 21,34 mm
C= 66,6 mm
ITALY 27
EUROPE 67
USA/UK 11 3/4



D= 21,66 mm
C= 67,5 mm
ITALY 28
EUROPE 68
USA/UK 12 1/4



D= 21,97 mm
C= 68,8 mm
ITALY 29
EUROPE 69
USA/UK 12 1/2



D= 22,29 mm
C= 69,7 mm
ITALY 30
EUROPE 70
USA/UK 13



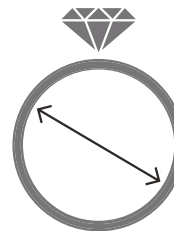
D= 22,61 mm
C= 70,7 mm
ITALY 31
EUROPE 71
USA/UK 13 1/4



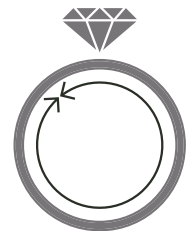
D= 22,80 mm
C= 71,9 mm
ITALY 32
EUROPE 72
USA/UK 13 3/4



D= 23,13 mm
C= 73,2 mm
ITALY 33
EUROPE 73
USA/UK 14 1/4



D= INTERNAL DIAMETER

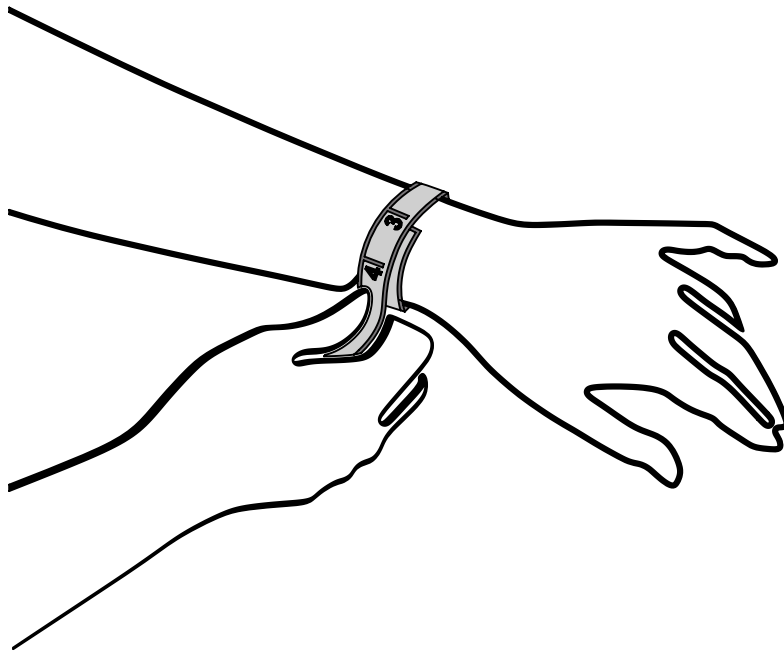


C= INTERNAL CIRCUMFERENCE

GUIDE TO MEASURES

BRACELETS

To find the perfect size of the Ellius bracelet with a measuring tape measure the exact circumference of the wrist. If you do not have a tape measure, use twine or a strip of paper and wrap it around your wrist to mark the point where the two ends overlap. Finally measure the obtained length by spreading it on a ruler.



SIZE STANDARD WOMAN	SIZE STANDARD MAN	SIZE S	SIZE M	SIZE L	SIZE S/M	SIZE M/L
15,5 - 18,5 cm	18 - 21 cm	16,5 - 17,5 cm	18,5 - 19,5 cm	19,5 - 21 cm	17 - 18,5 cm	18,5 - 21 cm

GUIDE TO MEASURES

NECKLACES

In the product sheet of each Ellius necklace is reported the length of the open necklace (45cm / 50cm / 55cm / 60cm / 65cm / 70cm), not to mention the pendant or pendant that compose it. In the image below it is possible to understand how the necklace will fall on the neck and on the chest, whether this is a female or a male model.

